

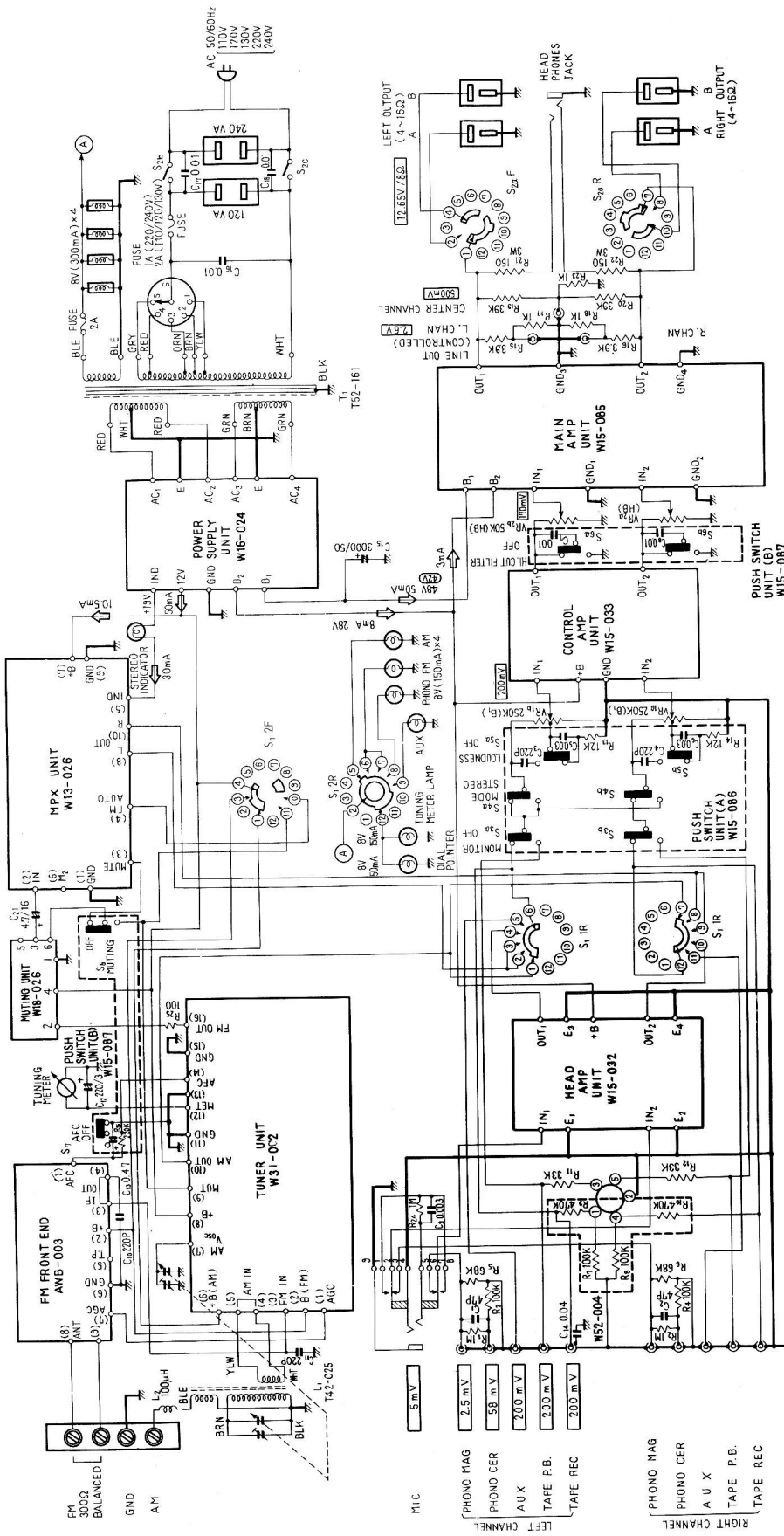
# AM/FM STEREO RECEIVER

## SX-770

UNIT \ ROUND LABEL	FVZW	NBW	KCLW	FVW		
TUNER UNIT						
FM FRONT END	AWB-003	W11-035	W11-035	W11-035		
TUNER UNIT	W31-002	W31-002	W31-002	W31-002		
MPX UNIT	W13-026	W13-026	W13-026	W13-026		
AM TUNER UNIT						
MUTING UNIT	W18-026	W18-026	W18-026	W18-026		
HEAD AMP UNIT	W15-032	W15-032	W15-032	W15-032		
CONTROL AMP UNIT	W15-033	W15-033	W15-033	W15-033		
MAIN AMP UNIT	W15-085	W23-005	W15-085	W15-085		
POWER SUPPLY UNIT	W16-024	W16-064	W16-024	W16-024		
SWITCH UNIT (A)	W15-086	W15-086	W15-086	W15-086		
SWITCH UNIT (B)	W15-087	W15-087	W15-087	W15-087		
SWITCH UNIT						
TONE COLOR UNIT						
CONTROL UNIT						
MIC AMP UNIT						
REVERBE AMP UNIT						
REVERBE UNIT						



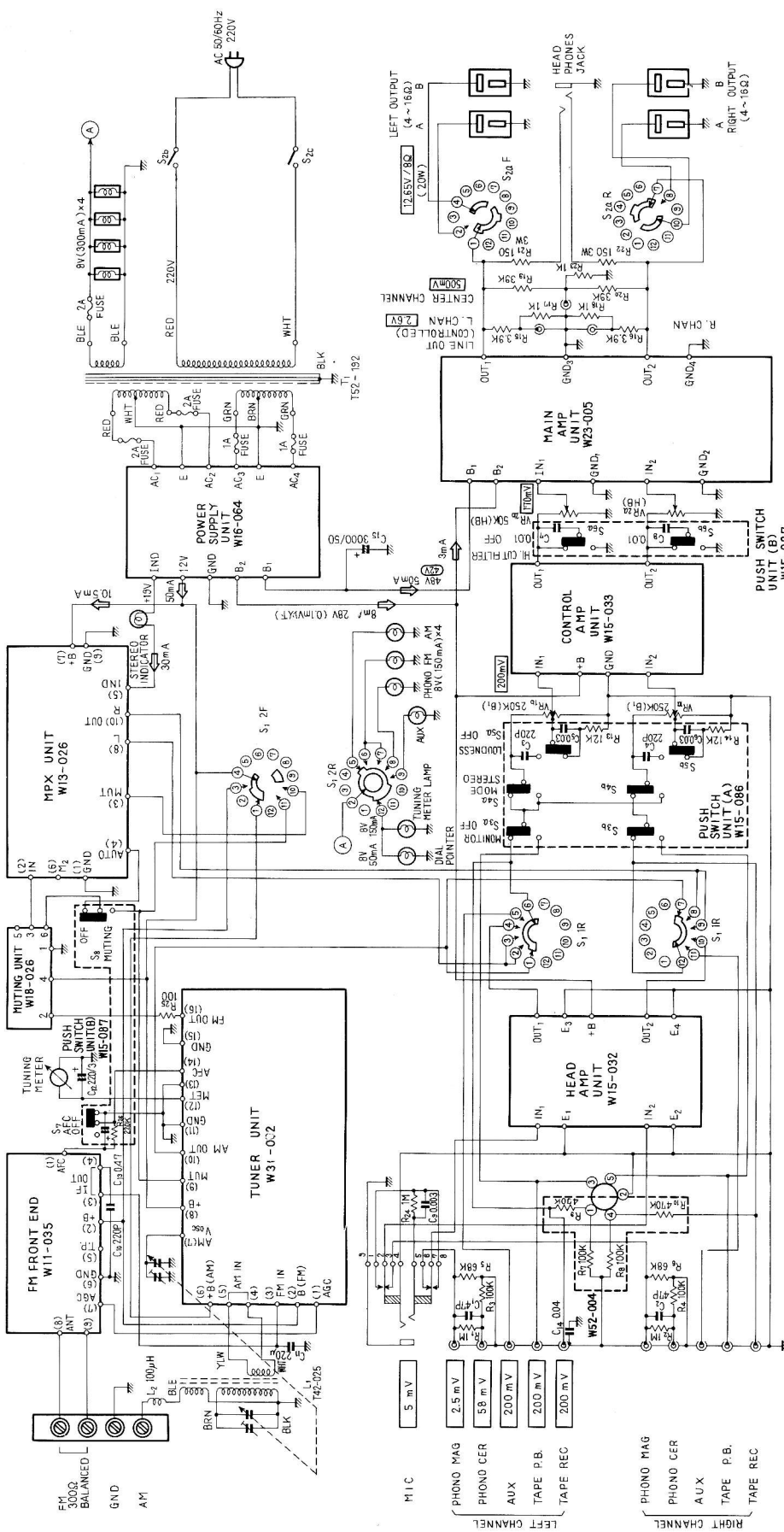
**SX-770**



- SWITCHES**
- S<sub>1</sub> INPUT SELECTOR
1. AM
  2. FM
  3. FM AUTO
  4. PHONO & MIC
  5. AUX
- S<sub>2</sub> OUTPUT SELECTOR
1. POWER OFF
  2. A
  3. SP OFF (PHONES)
  4. B
  5. A+B
- TAPE MONITOR**
- S<sub>3</sub> TAPE MONITOR
- S<sub>4</sub> MODE
- S<sub>5</sub> LOUDNESS
- S<sub>6</sub> HIGH CUT FILTER
- S<sub>7</sub> AFC
- S<sub>8</sub> MUTING
- POTENTIOMETERS**
- V<sub>R</sub> MAIN VOLUME CONTROL
- V<sub>2</sub> BALANCE VOLUME CONTROL
- V<sub>3</sub> HIGH CUT FILTER
- RESISTORS**
- MON MARK : OHM
- K : KILOHM
- W : WATT
- CAPACITORS**
- NON MARK : μF
- P : pF
- Legend:**
- ← : DC CURRENT AT NO INPUT SIGNAL
  - V : DC VOLTAGE AT NO INPUT SIGNAL
  - D : DC VOLTAGE AT INPUT SIGNAL (ONE CHANNEL)
- Legend:**
- : SIGNAL VOLTAGE AT 20W/8Ω (SPEAKER OUTPUT)
  - : ALL VOLTAGE MEASURED WITH V.T.V.M.

SX-770 for NBW model

SX-770



SECTION	ITEM No.	VACANT
1	R	R <sub>27</sub> ~ C <sub>19</sub> , C <sub>20</sub>
2	C	C <sub>1</sub> ~C <sub>21</sub>

☐ SIGNAL VOLTAGE AT 20W/8Ω  
(SPEAKER OUTPUT)  
ALL VOLTAGE MEASURED WITH V.T.V.M.

☐ CAPACITORS  
NON MARK: μF  
P: pμF

☐ POTENTIOMETERS  
VR<sub>1</sub> MAIN VOLUME CONTROL  
VR<sub>2</sub> BALANCE VOLUME CONTROL

☐ RESISTORS  
NON MARK: OHM K: KILOHM  
M: MEGOHM W: WATT

☐ S<sub>1</sub> INPUT SELECTOR  
1. AM  
2. FM  
3. FM AUTO  
4. PHONO & MIC  
5. AUX

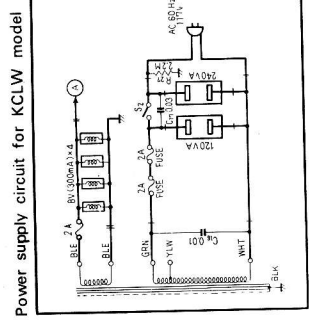
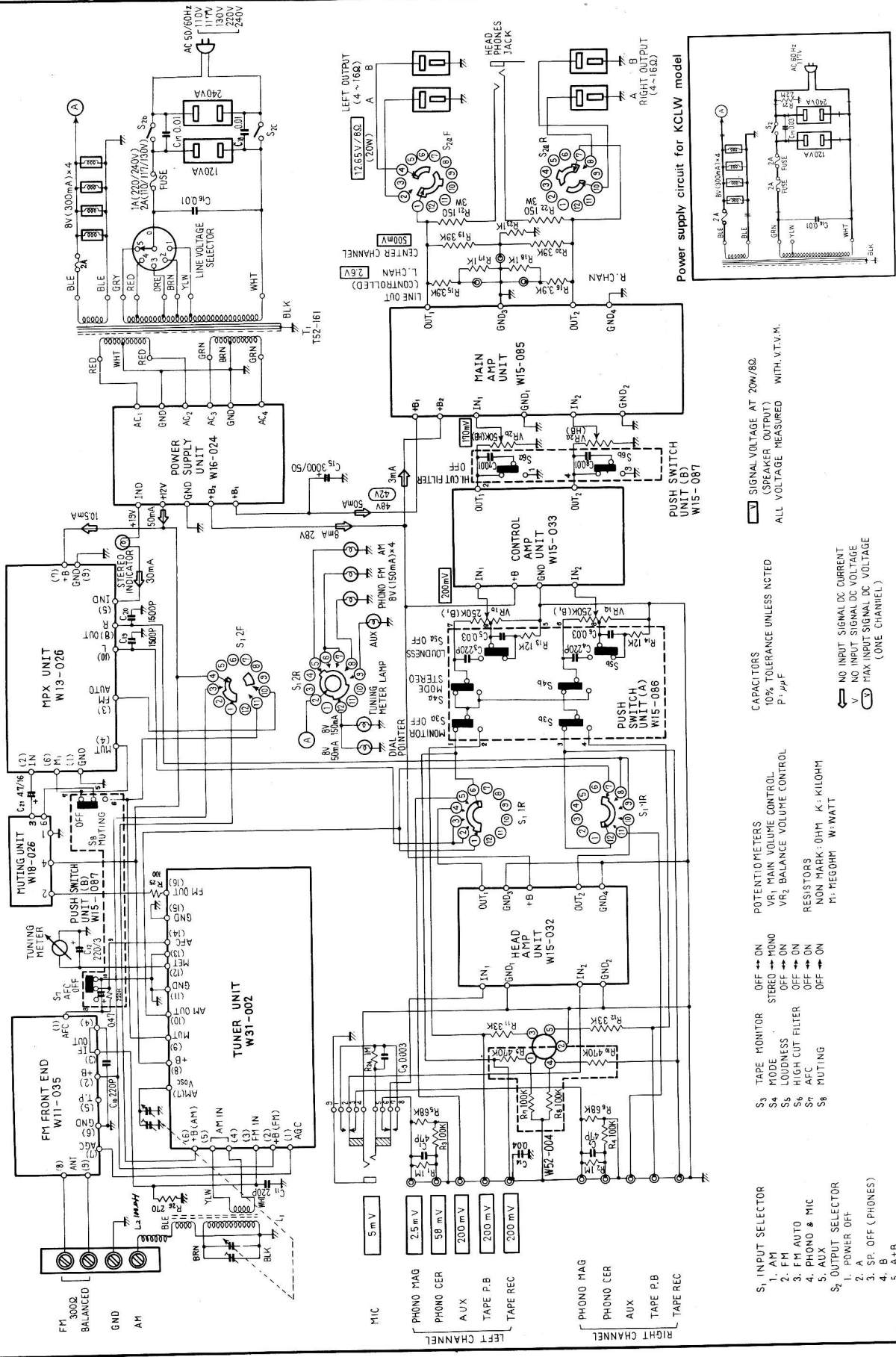
☐ S<sub>2</sub> OUTPUT SELECTOR  
1. POWER OFF  
2. A OFF (PHONES)  
3. B  
4. B  
5. A+B

☐ NO INPUT SIGNAL DC CURRENT  
V NO INPUT SIGNAL DC VOLTAGE  
☐ MAX INPUT SIGNAL DC VOLTAGE  
(ONE CHANNEL)

- MIC
- PHONO MAG
- PHONO CER
- AUX
- TAPE P.B.
- TAPE REC

- PHONO MAG
- PHONO CER
- AUX
- TAPE P.B.
- TAPE REC

**SX-770**



- ⊖ SIGNAL VOLTAGE AT 20W/8Ω (SPEAKER OUTPUT)
- ⊖ ALL VOLTAGE MEASURED WITH W.T.V.M.
- ⊖ CAPACITORS 10% TOLERANCE UNLESS NOTED
- ⊖ P-μF
- ⊖ NO INPUT SIGNAL DC CURRENT
- ⊖ NO INPUT SIGNAL DC VOLTAGE (ONE CHANNEL)
- ⊖ MAX INPUT SIGNAL DC VOLTAGE
- ⊖ P: PICOHΩ
- ⊖ K: KILOHΩ
- ⊖ M: MEGOHΩ
- ⊖ W: WATT

- ⊖ POTENTIOMETERS
- ⊖ VR1 MAIN VOLUME CONTROL
- ⊖ VR2 BALANCE VOLUME CONTROL
- ⊖ RESISTORS
- ⊖ NON MARK: 0.1M, 1K, KILOHΩ
- ⊖ FI: FIFTYOHΩ
- ⊖ W: WATT
- ⊖ TAPE MONITOR OFF ↔ ON
- ⊖ STEREO OFF ↔ ON
- ⊖ MONO OFF ↔ ON
- ⊖ LOUDNESS OFF ↔ ON
- ⊖ HIGH CUT FILTER OFF ↔ ON
- ⊖ AFC OFF ↔ ON
- ⊖ MUTING OFF ↔ ON

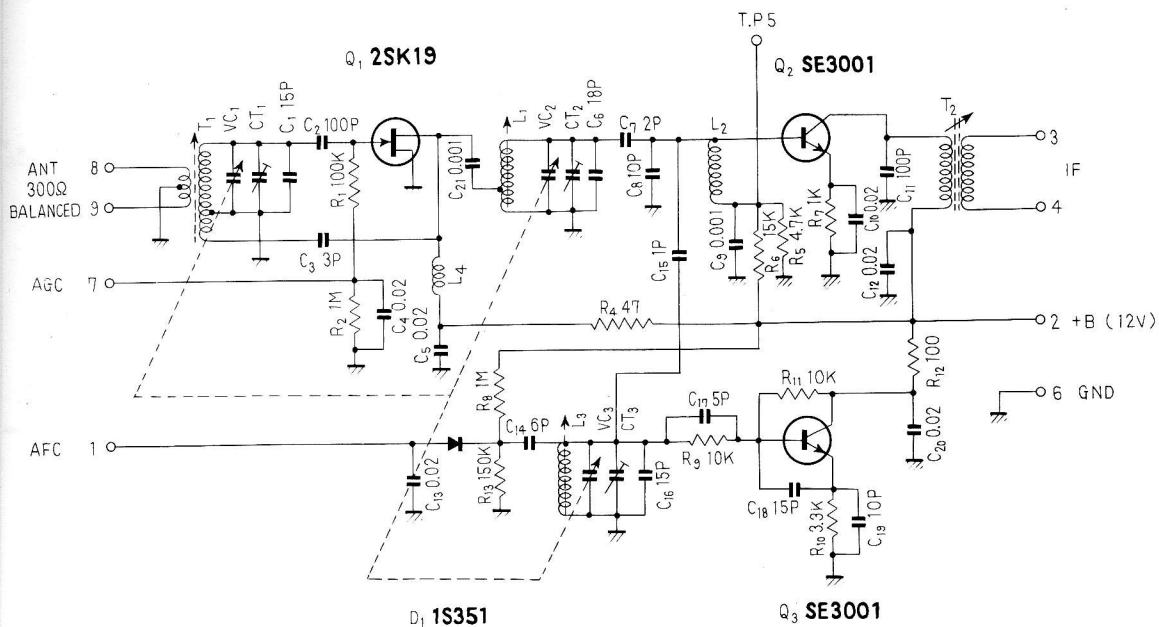
- ⊖ S1 INPUT SELECTOR
- ⊖ 1. AM
- ⊖ 2. FM AUTO
- ⊖ 3. FM AUTO & MIC
- ⊖ 4. PHONO & MIC
- ⊖ 5. AUX
- ⊖ S2 OUTPUT SELECTOR
- ⊖ 1. POWER OFF
- ⊖ 2. A
- ⊖ 3. SP. OFF (PHONES)
- ⊖ 4. B
- ⊖ 5. A+B

- ⊖ MIC
- ⊖ PHONO MAG
- ⊖ PHONO CER
- ⊖ AUX
- ⊖ TAPE P.B
- ⊖ TAPE REC
- ⊖ PHONO MAG
- ⊖ PHONO CER
- ⊖ AUX
- ⊖ TAPE P.B
- ⊖ TAPE REC

FM FRONT END

FM FRONT END

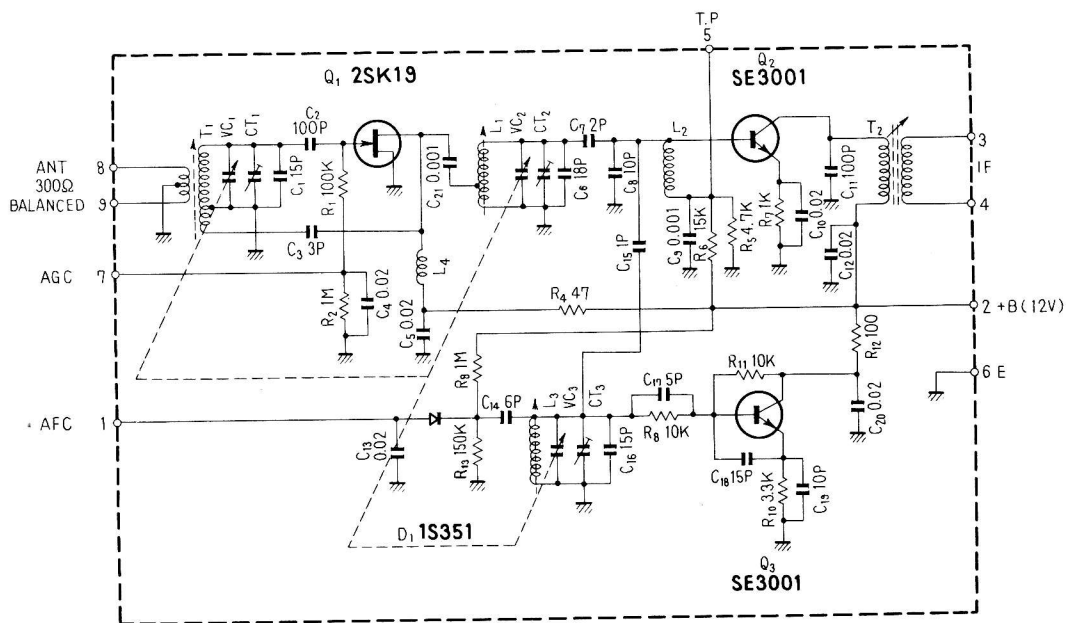
W11-035



FM FRONT END for FVZW model

FM FRONT END

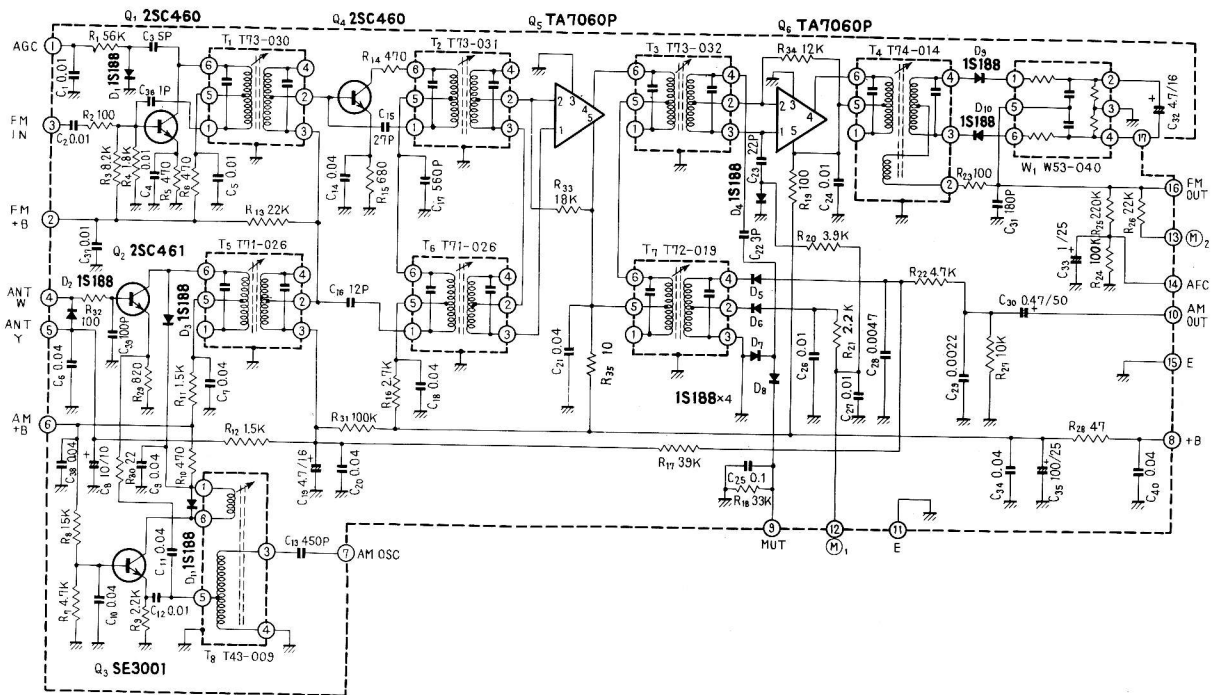
AWB-003



# TUNER UNIT

TUNER UNIT

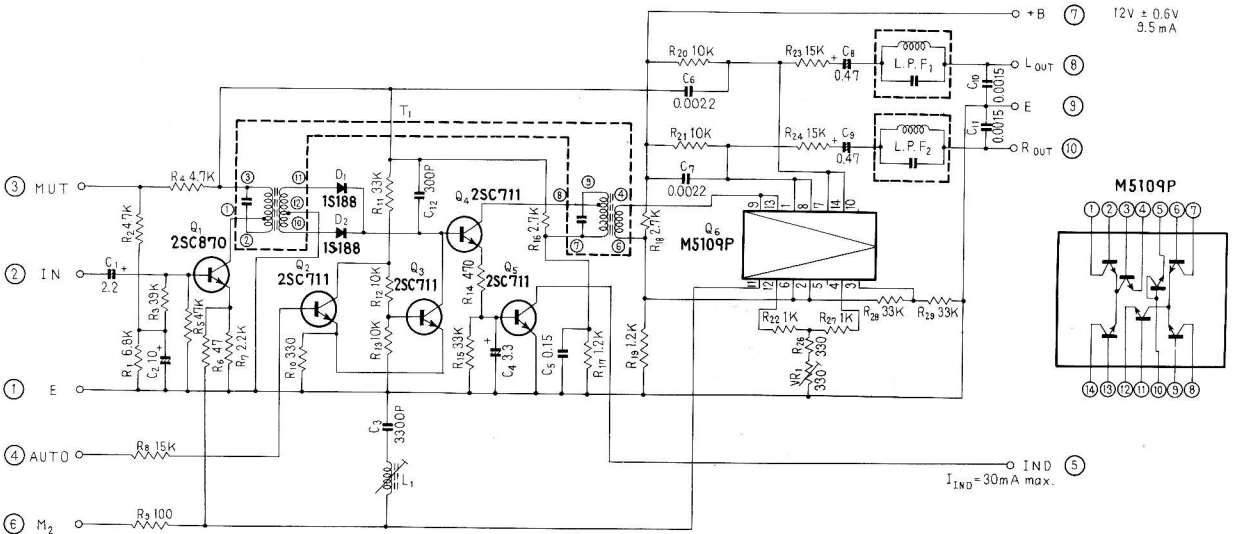
W31-002



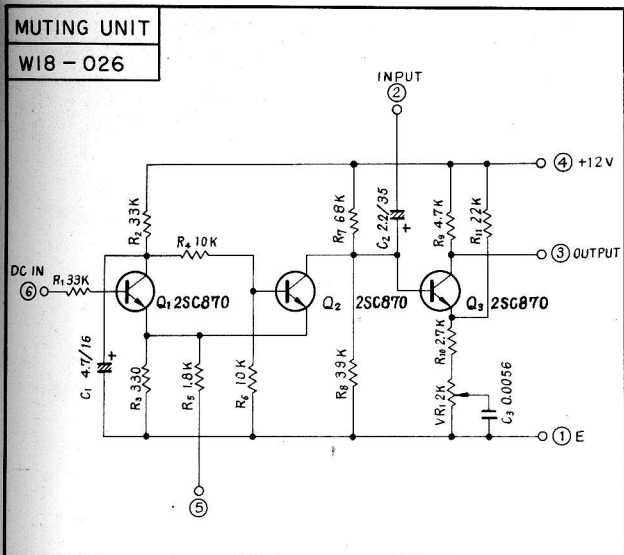
# MPX UNIT

MPX UNIT

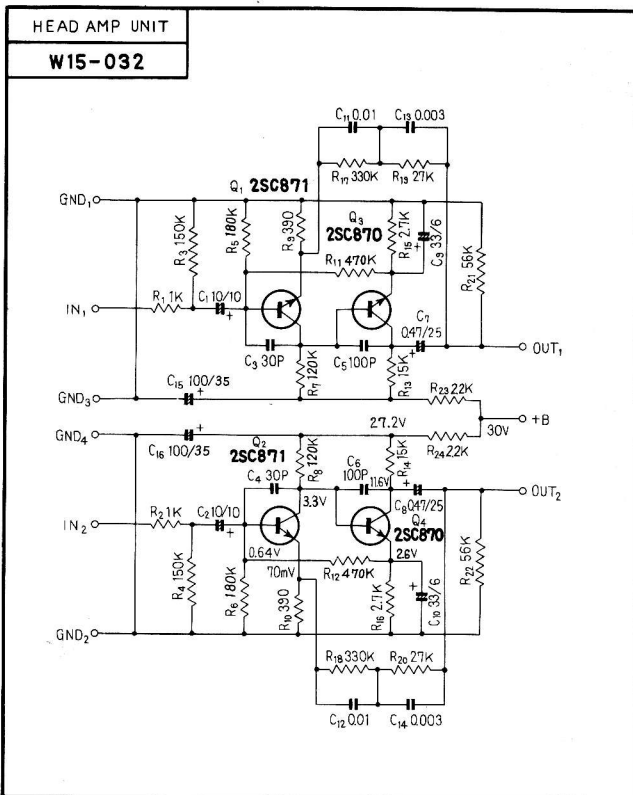
W13-026



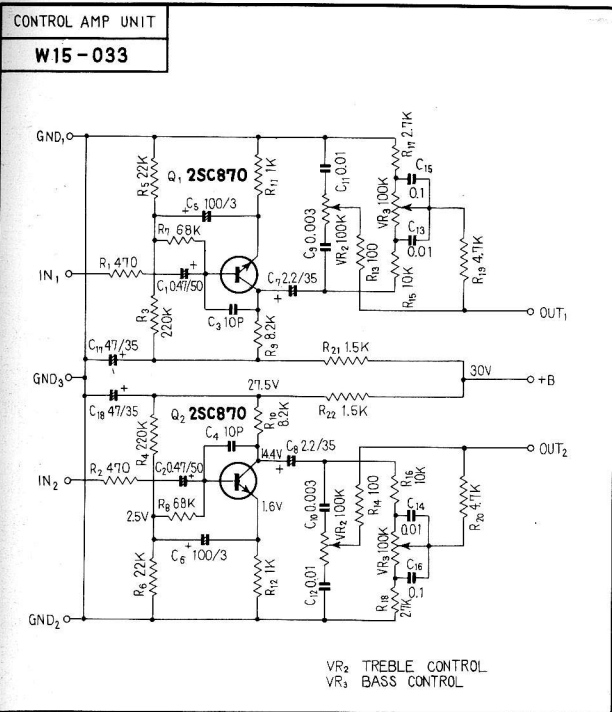
MUTING UNIT



HEAD AMP UNIT



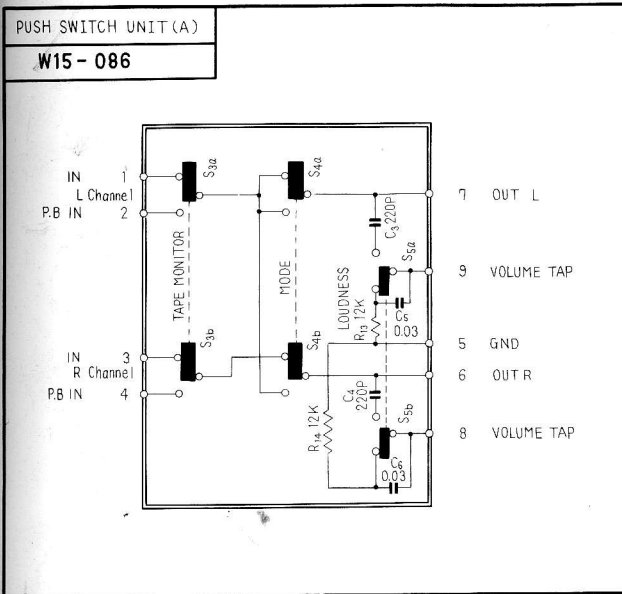
CONTROL AMP UNIT



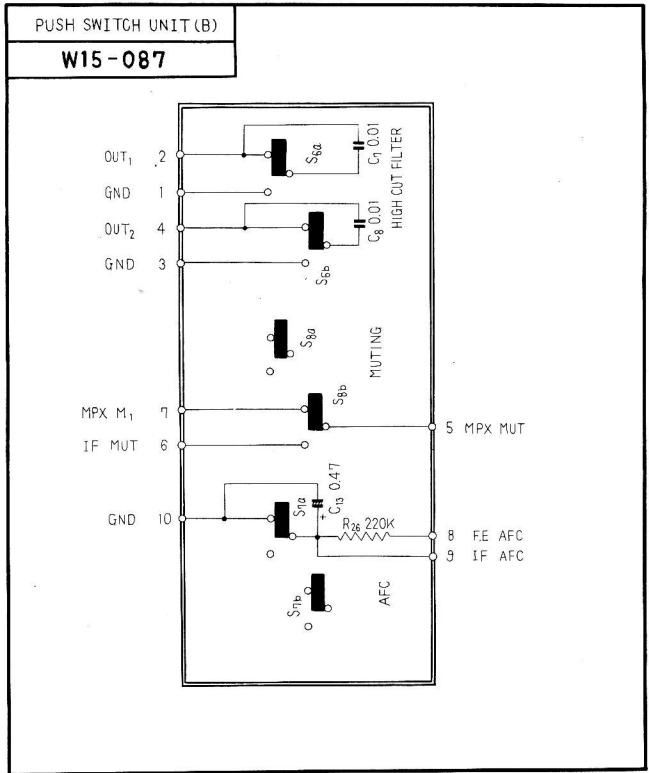




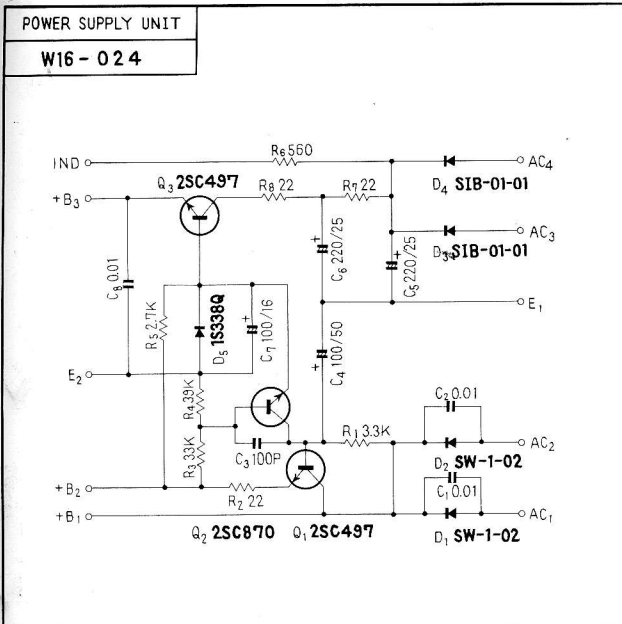
PUSH SWITCH UNIT



PUSH SWITCH UNIT



POWER SUPPLY UNIT



POWER SUPPLY UNIT for NBW model

